



Tigo TS4-A-O UHD Optimization User Guide

December 5, 2021 December 5, 2021

[Home](#) » [Tigo](#) » Tigo TS4-A-O UHD Optimization User Guide 

Contents [[hide](#)]

- [1 Tigo TS4-A-O UHD Optimization](#)
- [2 Overview](#)
- [3 Installation Quick Start Guide](#)
- [4 Documents / Resources](#)
 - [4.1 Related Manuals / Resources](#)

Tigo®

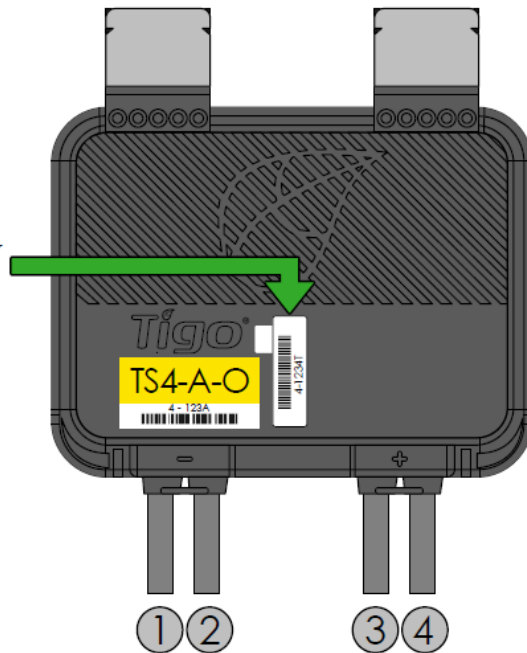


Tigo TS4-A-O UHD Optimization

Overview

The TS4-A-O is the advanced add-on solution that brings smart module functionality to standard PV modules, including optimization, rapid

*Collect TS4 bar code for system mapping to enable monitoring and safety features



shutdown, and module-level monitoring.

1. PV Module
2. String
3. String +
4. PV Module +

Maximum power: 700W

Maximum voltage: 80VDC

Maximum current: 15ADC

Maximum system voltage 1000V / 1500V

Use ANSI/NFPA 70 wiring methods.

Modules must not be installed in readily accessible locations. (Canada only) Connectors from different manufacturers cannot be mated with each other.

Photovoltaic Rapid Shutdown Equipment NEC 690.12 and C22.1-2015 Rule 64-218

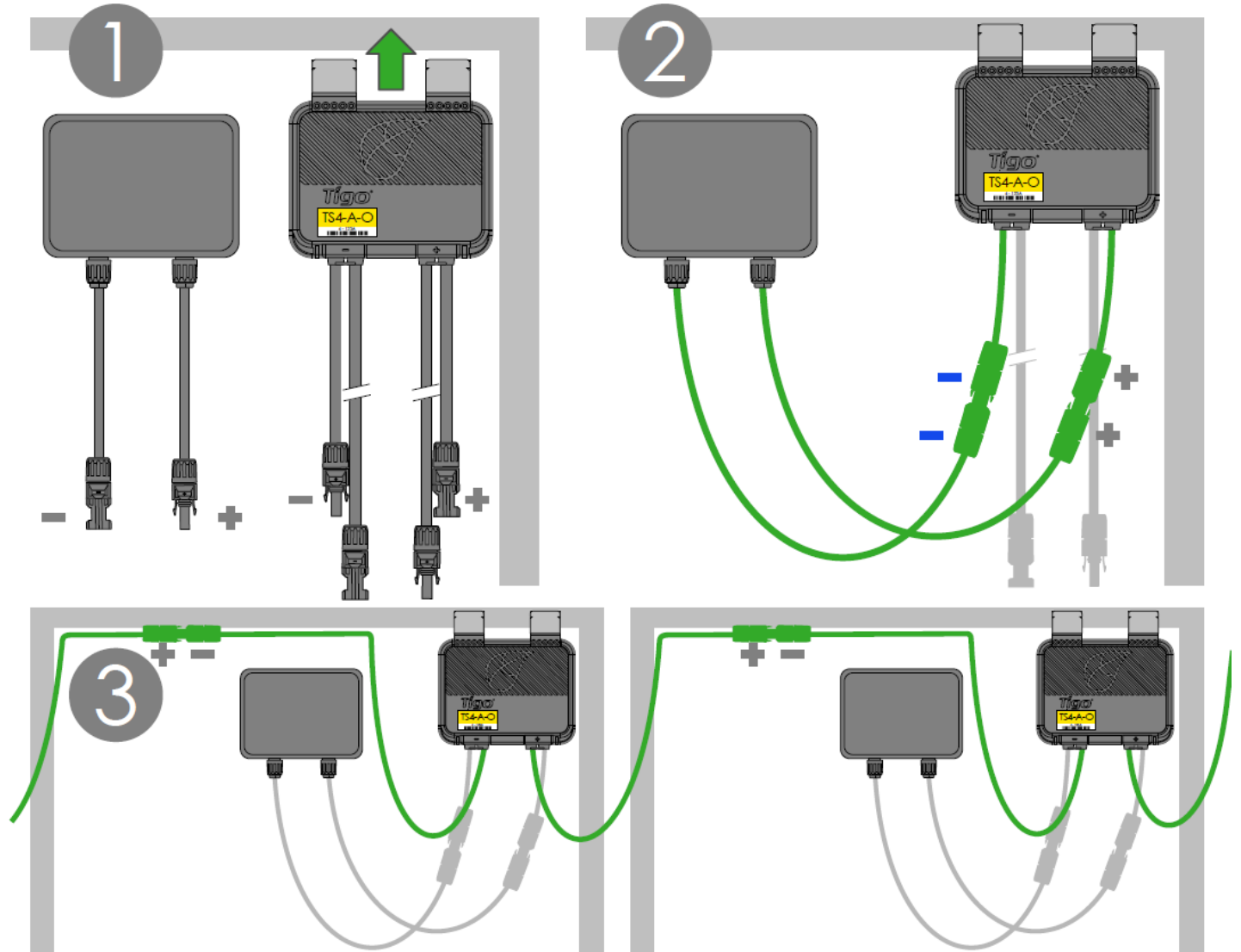
The Tigo Access Point (TAP) is a PVRSE device that provides a keep-alive signal to the TS4 (attenuator) device via wireless communications. The Tigo Access Point (TAP) shall be powered from the same power as the RSI (Rapid Shutdown Initiator) circuit and tied to the shutdown of

the inverter.

IMPORTANT NOTICE

Electricity will be supplied to the Tigo TS4-A output cables immediately when connected to a PV module exposed to sunlight. Use care when handling.

Installation Quick Start Guide

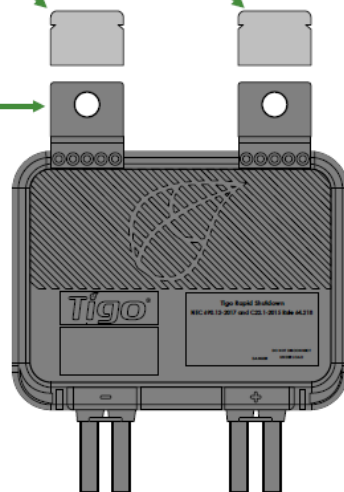


Note: When installing TS4-A, connect the input cables to the PV module before connecting the TS4-A output cables in series.

If disconnecting TS4-A, disconnect the TS4-A output cables from the string before disconnecting the input cables from the PV module.

Removable clips

Mounting holes (M8)



For installation with frameless modules, remove metal clips and bolt TS4-A to rail.


support.tigoenergy.com

support@tigoenergy.com

International: 00800.2255.8446

Americas: +1.408.402.0802

Documents / Resources



[Tigo TS4-A-O UHD Optimization](#) [pdf] User Guide
TS4-A-O, UHD Optimization

Related Manuals / Resources



[CROSSCALL X-BIKE User Guide](#)

User Guide X-LINK™* magnetic mount Double ball joint for optimal orientation Notched strap to be attached to the...



[UniFi Smart Flood Light User Guide](#)

Protect Smart Flood Light



[WILLIAMS AV Convey Video Basic User Guide](#)

Convey Video Basic Connection Guide 10300 Valley View Road Eden Prairie, MN 55344
techblue@williamsav.com 800-328-6190



[Caddx Turtle V2 User Guide](#)

Caddx Turtle V2 User Guide Operation Diagram Turtle V2 Quick operation guide
Parameter Connection...

[Manuals+](#)

- [home](#)
- [privacy](#)