

Hi-MO X6^{Max} Explorer

LR7-54HTH

455~465M

- Suitable for Distribution Market
- Simple design embodies modern style
- Highest efficiency with the best energy generation performance
- Better product warranty, better service



25-year Warranty for
Materials and Processing



25-year Warranty for Extra
Linear Power Output

Complete System and Product Certifications

IEC 61215, IEC 61730, UL 61730

ISO9001:2015: ISO Quality Management System

ISO14001: 2015: ISO Environment Management System

ISO45001: 2018: Occupational Health and Safety

IEC62941: Guideline for module design qualification and type approval

LONGI




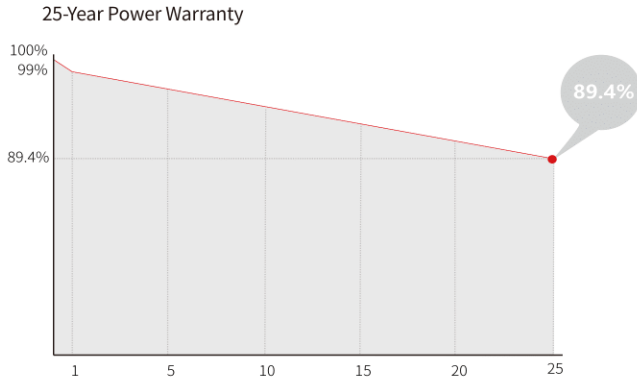
22.8%
MAX MODULE
EFFICIENCY

0~3%
POWER
TOLERANCE

<1%
FIRST YEAR
POWER DEGRADATION

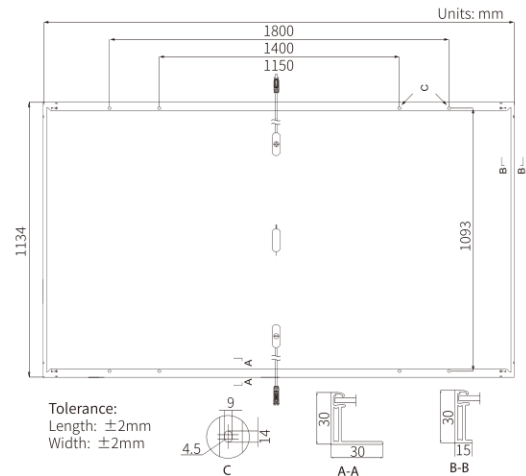
0.40%
YEAR 2-25
POWER DEGRADATION

Additional Value



Mechanical Parameters

| | |
|------------------|--|
| Cell Orientation | 108 (6×18) |
| Junction Box | IP68 |
| Output Cable | 4mm ² , ±1200mm length can be customized |
| Glass | Single glass, 3.2mm coated tempered glass |
| Frame | Anodized aluminum alloy frame |
| Weight | 21.6kg |
| Dimension | 1800×1134×30mm |
| Packaging | 36pcs per pallet / 216pcs per 20' GP / 864pcs per 40' HC |



Electrical Characteristics

STC : AM1.5 1000W/m² 25°C

NOCT : AM1.5 800W/m² 20°C 1m/s

Test uncertainty for P_{max}: ±3%

| Module Type | LR7-54HTH-455M | | LR7-54HTH-460M | | LR7-54HTH-465M | |
|---|----------------|-------|----------------|-------|----------------|-------|
| | STC | NOCT | STC | NOCT | STC | NOCT |
| Testing Condition | STC | NOCT | STC | NOCT | STC | NOCT |
| Maximum Power (P _{max} /W) | 455 | 340.0 | 460 | 343.7 | 465 | 347.4 |
| Open Circuit Voltage (V _{oc} /V) | 39.15 | 36.76 | 39.35 | 36.95 | 39.55 | 37.13 |
| Short Circuit Current (I _{sc} /A) | 14.79 | 11.95 | 14.86 | 12.00 | 14.93 | 12.06 |
| Voltage at Maximum Power (V _{mp} /V) | 32.98 | 30.09 | 33.19 | 30.29 | 33.39 | 30.47 |
| Current at Maximum Power (I _{mp} /A) | 13.80 | 11.30 | 13.86 | 11.35 | 13.93 | 11.41 |
| Module Efficiency(%) | 22.3 | | 22.5 | | 22.8 | |

Operating Parameters

| | |
|------------------------------------|------------------|
| Operational Temperature | -40°C ~ +85°C |
| Power Output Tolerance | 0 ~ 3% |
| Maximum System Voltage | DC1500V (IEC/UL) |
| Maximum Series Fuse Rating | 25A |
| Nominal Operating Cell Temperature | 45±2°C |
| Protection Class | Class II |
| Fire Rating | IEC Class C |

Mechanical Loading

| | |
|-----------------------------------|--------------------------------------|
| Front Side Maximum Static Loading | 5400Pa |
| Rear Side Maximum Static Loading | 2400Pa |
| Hailstone Test | 25mm Hailstone at the speed of 23m/s |

Temperature Ratings (STC)

| | |
|---|------------|
| Temperature Coefficient of I _{sc} | +0.050%/°C |
| Temperature Coefficient of V _{oc} | -0.230%/°C |
| Temperature Coefficient of P _{max} | -0.280%/°C |