

580W **MB**
Series



Higher power generation better LCOE



n-type with very Lower LID



Better Temperature Coefficient



Better low irradiance response



12-year product warranty



30-year linear power output warranty

**n-type Bifacial Double Glass
High Efficiency Mono Module
JAM66D42 MB**

565-590

Comprehensive Certificates

- IEC 61215, IEC 61730
- ISO 9001: 2015 Quality management systems
- ISO 14001: 2015 Environmental management systems
- ISO 45001: 2018 Occupational health and safety management systems
- IEC 62941: 2019 Terrestrial photovoltaic (PV) modules - Quality system for PV module manufacturing

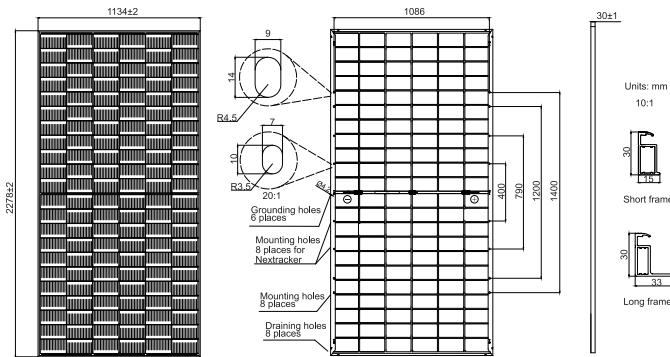




590W

565-590
JAM66D42

MB
Series



Remark: customized frame color and cable length available upon request

Cell	Mono-16BB
Weight	31.8kg
Dimensions	2278±2mm×1134±2mm×30±1mm
Cable Cross Section Size	4mm ² (IEC), 12 AWG(UL)
No. of cells	132(6×22)
Junction Box	IP68, 3 diodes
Connector	QC 4.10-351/ MC4-EVO2A
Cable Length (Including Connector)	Portrait: 300mm(+)/400mm(-); Landscape: 1300mm(+)/1300mm(-)
Front Glass/Back Glass	2.0mm/2.0mm
Packaging Configuration	36pcs/Pallet, 720pcs/40HQ Container

ELECTRICAL PARAMETERS AT STC

TYPE	JAM66D42 -565/MB	JAM66D42 -570/MB	JAM66D42 -575/MB	JAM66D42 -580/MB	JAM66D42 -585/MB	JAM66D42 -590/MB
Rated Maximum Power(Pmax) [W]	565	570	575	580	585	590
Open Circuit Voltage(Voc) [V]	47.58	47.78	47.98	48.18	48.38	48.58
Maximum Power Voltage(Vmp) [V]	39.79	40.00	40.21	40.42	40.63	40.84
Short Circuit Current(Isc) [A]	15.06	15.11	15.16	15.21	15.26	15.31
Maximum Power Current(Imp) [A]	14.20	14.25	14.30	14.35	14.40	14.45
Module Efficiency [%]	21.9	22.1	22.3	22.5	22.6	22.8
Power Tolerance	0~+5W					
Temperature Coefficient of Isc(α _{Isc})	+0.046%/ C					
Temperature Coefficient of Voc(β _{Voc})	-0.260%/ C					
Temperature Coefficient of Pmax(γ _{Pmp})	-0.300%/ C					
STC	Irradiance 1000W/m ² , cell temperature 25 C, AM1.5G					

Remark: Electrical data in this catalog do not refer to a single module and they are not part of the offer. They only serve for comparison among different module types.

ELECTRICAL CHARACTERISTICS WITH 10% SOLAR IRRADIATION RATIO

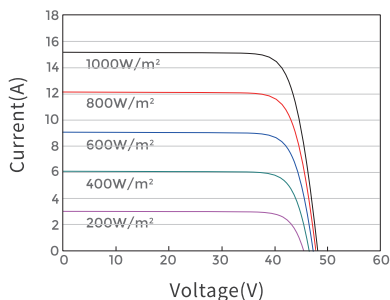
TYPE	JAM66D42 -565/MB	JAM66D42 -570/MB	JAM66D42 -575/MB	JAM66D42 -580/MB	JAM66D42 -585/MB	JAM66D42 -590/MB
Rated Max Power(Pmax) [W]	610	616	621	626	632	637
Open Circuit Voltage(Voc) [V]	47.58	47.78	47.98	48.18	48.38	48.58
Max Power Voltage(Vmp) [V]	39.79	40.00	40.21	40.42	40.63	40.84
Short Circuit Current(Isc) [A]	16.26	16.32	16.37	16.43	16.48	16.53
Max Power Current(Imp) [A]	15.34	15.39	15.44	15.50	15.55	15.61
Irradiation Ratio (rear/front)	10%					

*For Nextracker installations, maximum static load please take compatibility approve letter between JA Solar and Nextracker for reference.

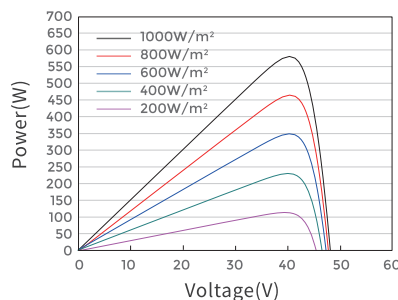
**Bifaciality=Pmax,rear/Rated Pmax,front

CHARACTERISTICS

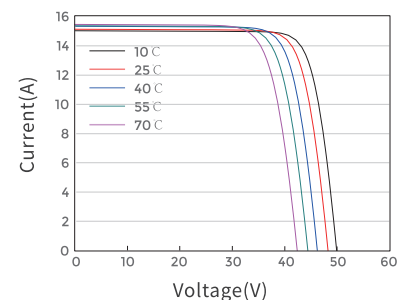
Current-Voltage Curve JAM66D42-580/MB



Power-Voltage Curve JAM66D42-580/MB

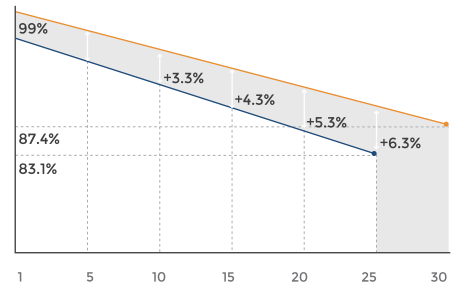


Current-Voltage Curve JAM66D42-580/MB



Superior Warranty

1% 1st-year Degradation
0.4% Annual Degradation Over 30 years



- n-type Bifacial Double Glass Module Linear Performance Warranty
- Standard Module Linear Performance Warranty

OPERATING CONDITIONS

Maximum System Voltage	1500V DC
Operating Temperature	-40 C ~ +85 C
Maximum Series Fuse Rating	30A
Maximum Static Load, Front*	5400Pa (112 lb/ft ²)
Maximum Static Load, Back*	2400Pa (50 lb/ft ²)
NOCT	45±2 C
Bifaciality**	80%±10%
Fire Performance	UL Type 29