

490 W

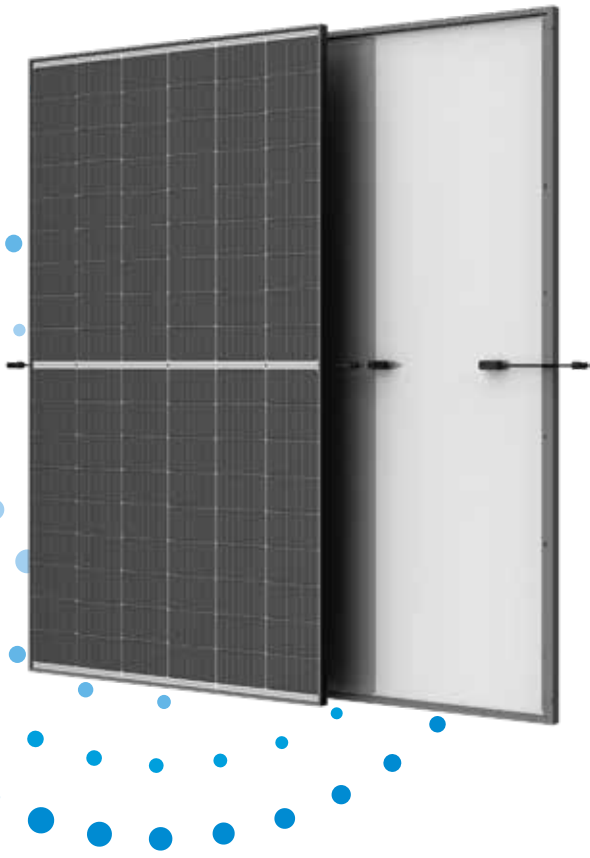
MAXIMUM POWER OUTPUT

0/+5 W

POSITIVE POWER TOLERANCE

22 %

MAXIMUM EFFICIENCY



Optimal Size for Commercial & Industrial Rooftops

- Compact module design with medium size for lower total system cost and shorter payback time
- Low voltage design for high string power



Lightweight Dual-glass Design, High Reliability

- Excellent fire resistance; durability in harsh environmental conditions and high temperature or high humidity areas
- Up to 5,400 Pa snow load and 2,400 Pa wind load (test loads)
- 25 years product warranty



Maximized Energy Harvest

- High module power: Up to 505 W, 22% module efficiency with n type i-TOPCon technology
- Maximum 1 % first-year degradation and 0.4 % annual degradation
- 30 years power warranty



Universal Solution for Rooftop Systems

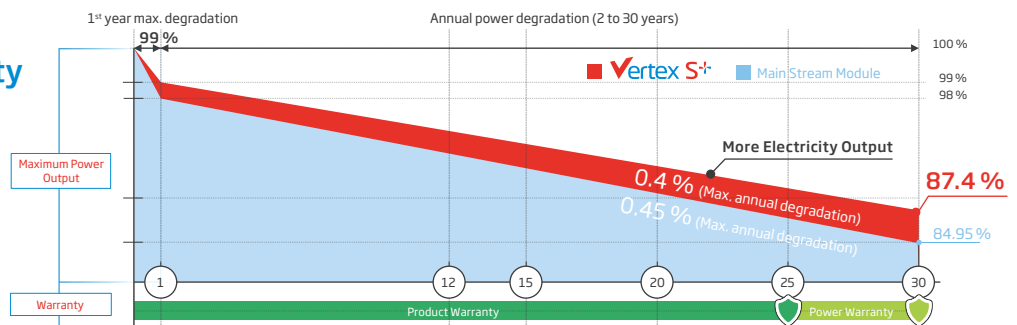
- Designed for compatibility with existing mainstream inverters, optimizers and mounting systems
- Easy to handle (length below 2 meters) and install on roofs with excellent size and light weight
- Flexible installation solutions for system deployment

Extended Vertex S+ Warranty

1 %
1st year max. degradation

0.4 %
Max. annual degradation from year 2 to 30

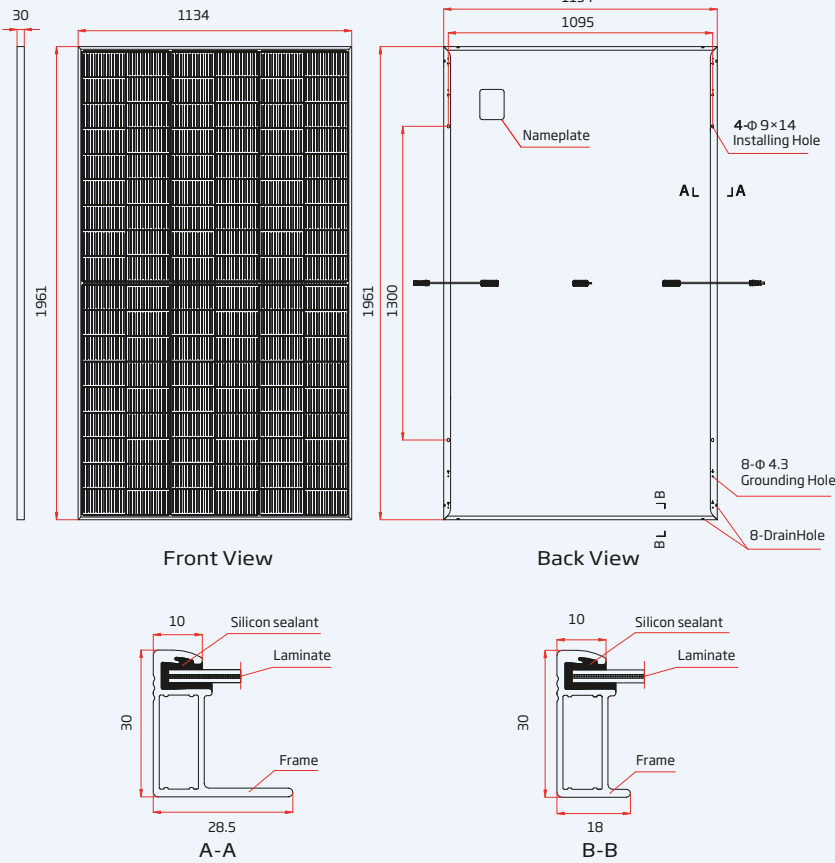
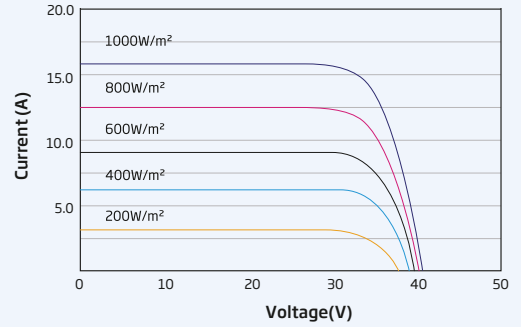
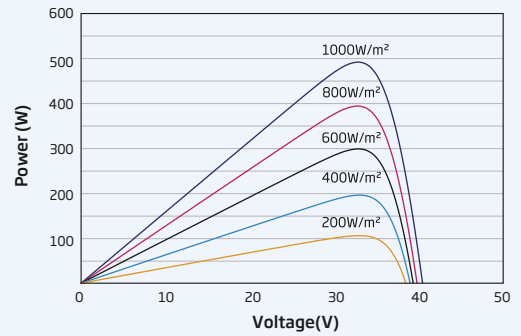
25 Years
Product Workmanship Warranty



Comprehensive Products and System Certificates



IEC61215/IEC61730/IEC61701/IEC62716
 ISO 9001: Quality Management System
 ISO 14001: Environmental Management System
 ISO14064: Greenhouse Gases Emissions Verification
 ISO45001: Occupational Health and Safety Management System

DIMENSIONS OF PV MODULE(mm)

I-V CURVES OF PV MODULE (490 W)

P-V CURVES OF PV MODULE (490 W)

ELECTRICAL DATA (STC)

TSM-475 TSM-480 TSM-485 TSM-490 TSM-495 TSM-500 TSM-505
NEG18R.28 NEG18R.28 NEG18R.28 NEG18R.28 NEG18R.28 NEG18R.28 NEG18R.28

Peak Power Watts- P_{MAX} (Wp)*	475	480	485	490	495	500	505
Power Tolerance- P_{MAX} (W)	0/+5						
Maximum Power Voltage- V_{MPP} (V)	32.3	32.5	32.7	32.9	33.1	33.3	33.5
Maximum Power Current- I_{MPP} (A)	14.72	14.77	14.84	14.91	14.97	15.03	15.09
Open Circuit Voltage- V_{OC} (V)	39.0	39.2	39.4	39.6	39.8	40.1	40.3
Short Circuit Current- I_{SC} (A)	15.68	15.72	15.76	15.80	15.83	15.86	15.89
Module Efficiency η_m (%)	21.4	21.6	21.8	22.0	22.3	22.5	22.7

STC: Irradiance 1000 W/m², Cell Temperature 25 °C, Air Mass AM 1.5. *Measuring tolerance: ±3 %.

ELECTRICAL DATA (NOCT)

TSM-475 TSM-480 TSM-485 TSM-490 TSM-495 TSM-500 TSM-505
NEG18R.28 NEG18R.28 NEG18R.28 NEG18R.28 NEG18R.28 NEG18R.28 NEG18R.28

Maximum Power- P_{MAX} (Wp)	363	367	371	375	378	382	386
Maximum Power Voltage- V_{MPP} (V)	30.4	30.6	30.8	31.0	31.3	31.5	31.8
Maximum Power Current- I_{MPP} (A)	11.94	11.98	12.02	12.06	12.08	12.11	12.15
Open Circuit Voltage- V_{OC} (V)	36.9	37.2	37.4	37.6	37.7	38.0	38.3
Short Circuit Current- I_{SC} (A)	12.64	12.67	12.70	12.74	12.76	12.78	12.81

NOCT: Irradiance at 800 W/m², Ambient Temperature 20 °C, Wind Speed 1 m/s.

MECHANICAL DATA

Solar Cells	Monocrystalline
No. of cells	108 cells
Module Dimensions	1961×1134×30 mm
Weight	23.5 kg
Front Glass	1.6 mm, High Transmission, AR Coated Heat Strengthened Glass
Encapsulant material	POE/EVA
Back Glass	1.6 mm, Heat Strengthened Glass
Frame	30 mm Anodized Aluminium Alloy, Black
J-Box	IP 68 rated
Cables	Photovoltaic Technology Cable 4.0 mm ² Landscape: 1300/1300 mm Portrait: 280/350 mm*
Connector	TS4 / MC4 EVO2*

*Special order only.

TEMPERATURE RATINGS

NOCT (Nominal Operating Cell Temperature)	43°C (±2°C)
Temperature Coefficient of P_{MAX}	-0.29%/°C
Temperature Coefficient of V_{OC}	-0.24%/°C
Temperature Coefficient of I_{SC}	0.04%/°C

MAXIMUM RATINGS

Operational Temperature	-40 to +85 °C
Maximum System Voltage	1500 V DC (IEC)
Max Series Fuse Rating	30 A

WARRANTY

25 year Product Workmanship Warranty
30 year Power Warranty
1% first year degradation
0.4% Annual Power Attenuation
(Please refer to product warranty for details)

PACKAGING CONFIGURATION

Modules per box:	36 pieces
Modules per 40' container:	864 pieces